


# Index

New products 2022

# Lysabel

A saber of light




DIAMETER	OPTIC	LUMINAIRE LUMINOUS FLUX	LED COLOUR
Ø 27 mm	SOP	1100 - 6800 lm	927, 930, 935, 940

INTRA-LIGHTING.COM/#LYSABEL



# Issa

Miss impact



**DIAMETER**

Ø 100 mm

**OPTIC**

SOP


**LUMINAIRE LUMINOUS FLUX**


950 - 5700 lm

**LED COLOUR**

927, 930, 935, 940

INTRA-LIGHTING.COM/#ISSA



 intra lighting

# Gramm

The lightest light



LUMINAIRE LUMINOUS FLUX	OPTICS	LED COLOUR	DIAMETER	DRIVER
210 lm/m, 770 lm/m	LGO, SOP	927, 930, 940	17,4 mm	Casambi, DALI, FO

INTRA-LIGHTING.COM/#GRAMM



# Rylo Pro

Office first



LUMINAIRE LUMINOUS FLUX

65 - 5000 lm

LED COLOUR

927, 930, 935, 940

DRIVER

Casambi, DALI, FO, IQ,  
sensor

OPTIC

22°, 30°, 50°, Asymetric

INTRA-LIGHTING.COM/#RYLOPRO



# LineLed Flex

All flexible



LUMINAIRE LUMINOUS FLUX	LED COLOUR	DRIVER	IP PROTECTION
240 - 670 lm/m	927, 930, 940	DALI, FO	IP65, IP67

INTRA-LIGHTING.COM/#LINELED FLEX



# Liy

Maximally minimal



INTRA-LIGHTING.COM/#LIY

**BEAM ANGLE**

LFO 29°, 37°

**IP PROTECTION**

IP44


**LUMINAIRE LUMINOUS FLUX**

up to 200 lm / spot

**LED COLOUR**

927, 930, 935, 940



 intra lighting

# Conic

An iconic spot



BEAM ANGLE

20°, 30°, 55°

ORIENTATION

25° / 360° (A)

LUMINAIRE LUMINOUS FLUX

up to 1100 lm

LED COLOUR

927, 930, 935, 940

INTRA-LIGHTING.COM/#CONIC



# Rylo

Extraordinary light comfort



BEAM ANGLE

22°, 30°, 50°, Asymetric

GLARE CONTROL

<19

LUMINAIRE LUMINOUS FLUX

up to 185 lm/spot

LED COLOUR

927, 930, 935, 940

INTRA-LIGHTING.COM/#RYLO



# Eye

Good looking all around



DIAMETER	ORIENTATION	LUMINAIRE LUMINOUS FLUX	LED COLOUR
Ø 60, 80 mm	65° / 360°	up to 3000 lm	830, 840, 927, 930 935, 940

INTRA-LIGHTING.COM/#EYE



# Lona

Fits everywhere



LED COLOUR

827, 830, 840, 930, 940,  
Tunable White

LUMINAIRE LUMINOUS FLUX

1150 - 10300 lm

DRIVER

Casambi, DALI, FO

DIAMETER


310 - 950 mm

INTRA-LIGHTING.COM/#LONA



# Vyko

Ec(h)o friendly



#### LUMINAIRE LUMINOUS FLUX

600 - 1600 lm

#### OPTICS

LFO 32°, Diffused

#### LED COLOUR

927, 930, 935, 940

#### DRIVER

Casambi, DALI, FO


INTRA-LIGHTING.COM/#VYKO



 intra lighting

# Lysabel

Technical Overview





Private residence, Italy / Visualization: Render Atelier

Private club, Dubai, UAE / Visualization: Render Atelier





Hotel lobby, Dubai, UAE / Visualization: Render Atelier



Private residence, Italy / Visualization: Render Atelier

# Finally, you can have the lightsaber you always wanted

Lysabel will always bring a touch of sophistication to your space, whether vertical, horizontal, inclined, single or grouped in different creative compositions. It is a slender homogeneously lit tube without shadows. Its look is clean, minimalistic and refined, with every last detail carefully crafted. Looks fragile, but it's not. Its force is versatile – for the power of light and of appearance.



# Family range

---

## LUMINAIRE LUMINOUS FLUX:

1100 - 6800 lm

## LED COLOUR

927, 930, 935, 940

## OPTIC

SOP

## DIAMETER

Ø 27 mm



565 - 2565

27

**Suspended horizontal**



568 - 1261

200



**Suspended chandelier**

**Play with  
different  
compositions**



# It is also beautiful in horizontally

It can be wholly horizontal or a little inclined with a simple suspension ring. The ring also functions as an aesthetic accessory.




Up to 30° inclination





Suspension ring

# Always slim in different lengths

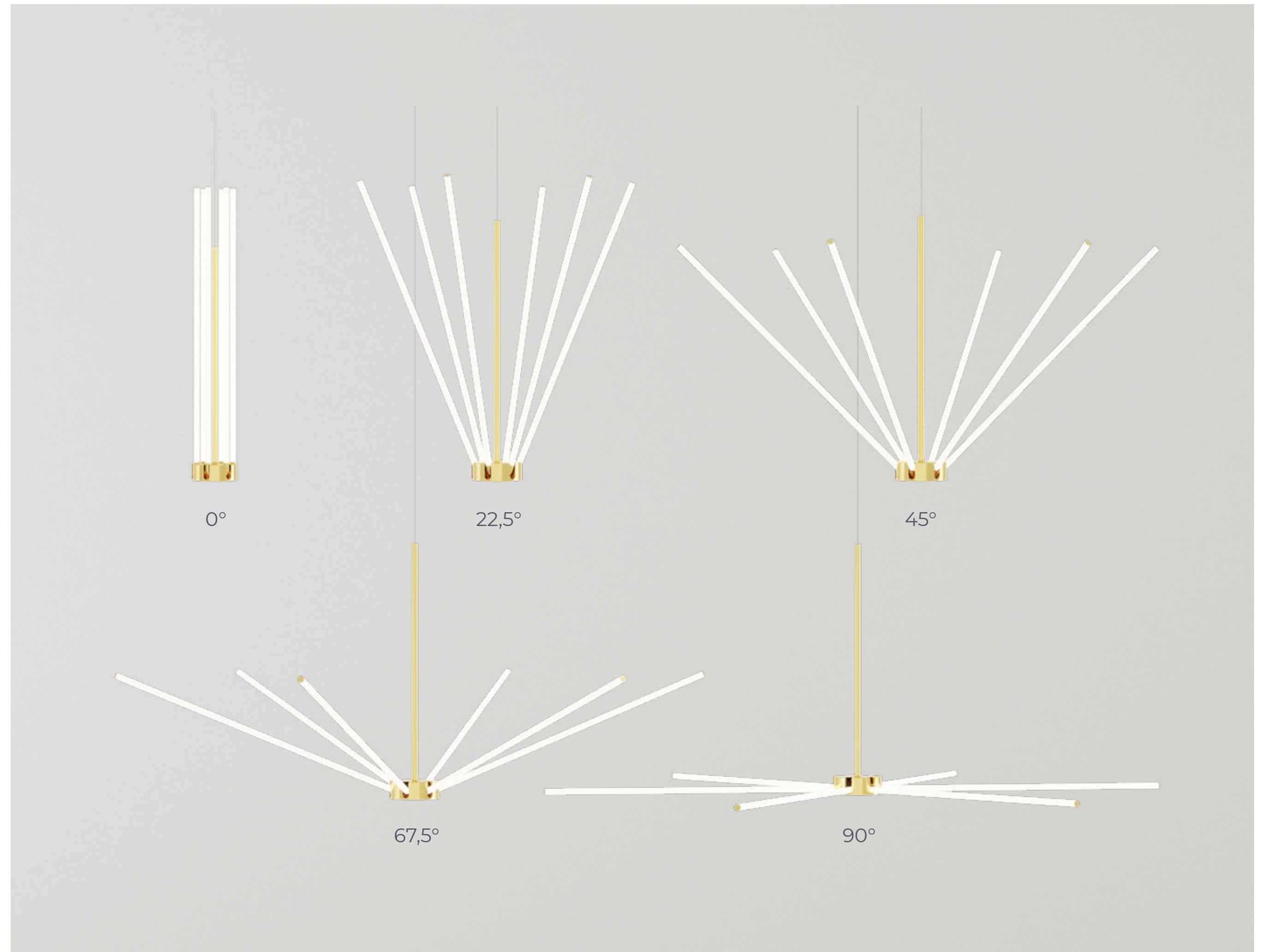
Lysabel is available in different sizes. Combine them and create elegant compositions.





# One product, different looks

The different inclination of single tubes totally changes the product's appearance. Set it the way you like it, and change it over time. It will be like having a new luminaire.





Bring a touch of  
sophistication  
to your space

Single,  
combined  
or in a  
chandelier





**S H**  
Suspended horizontal

**Luminaire luminous flux**

1100 - 4400 lm

**Optic**

SOP

**Led colour**

927, 930, 935, 940

**Driver**

Casambi, DALI, FO

**Driver position**


Coiling cup, remoto

**Colour finish**



**Dimensions**

H (mm): 565 - 2565  
SH (mm): 1500, 3000, 5000



**S C**  
Suspended chandelier

3400 - 6800 lm

SOP

927, 930, 935, 940

Casambi, DALI, FO

Coiling cup, remoto



L (mm): 568 - 1261  
SH (mm): 1500, 3000, 5000





**Issa**

Miss impact



**Feel Good Hotel**, Valencia, Spain / Interior design: AKSL arhitekti / Visualization: Studio Spacer



Private office, USA / Visualization: Studio Spacer





# Big open spaces deserve to be arranged with style


Issa is an opal tube that shines along the entire length. One diameter and a variety of sizes allow lots of creativity in compositions.

It brings a general illumination to big open spaces, staircases and halls, with a touch of elegance.

Due to its smooth milky surface and important size it stands out like a decorative element also when off.

## DESIGN:

Intra lighting



# Family range

---

## LUMINAIRE LUMINOUS FLUX:

950 - 5700 lm

## LED COLOUR


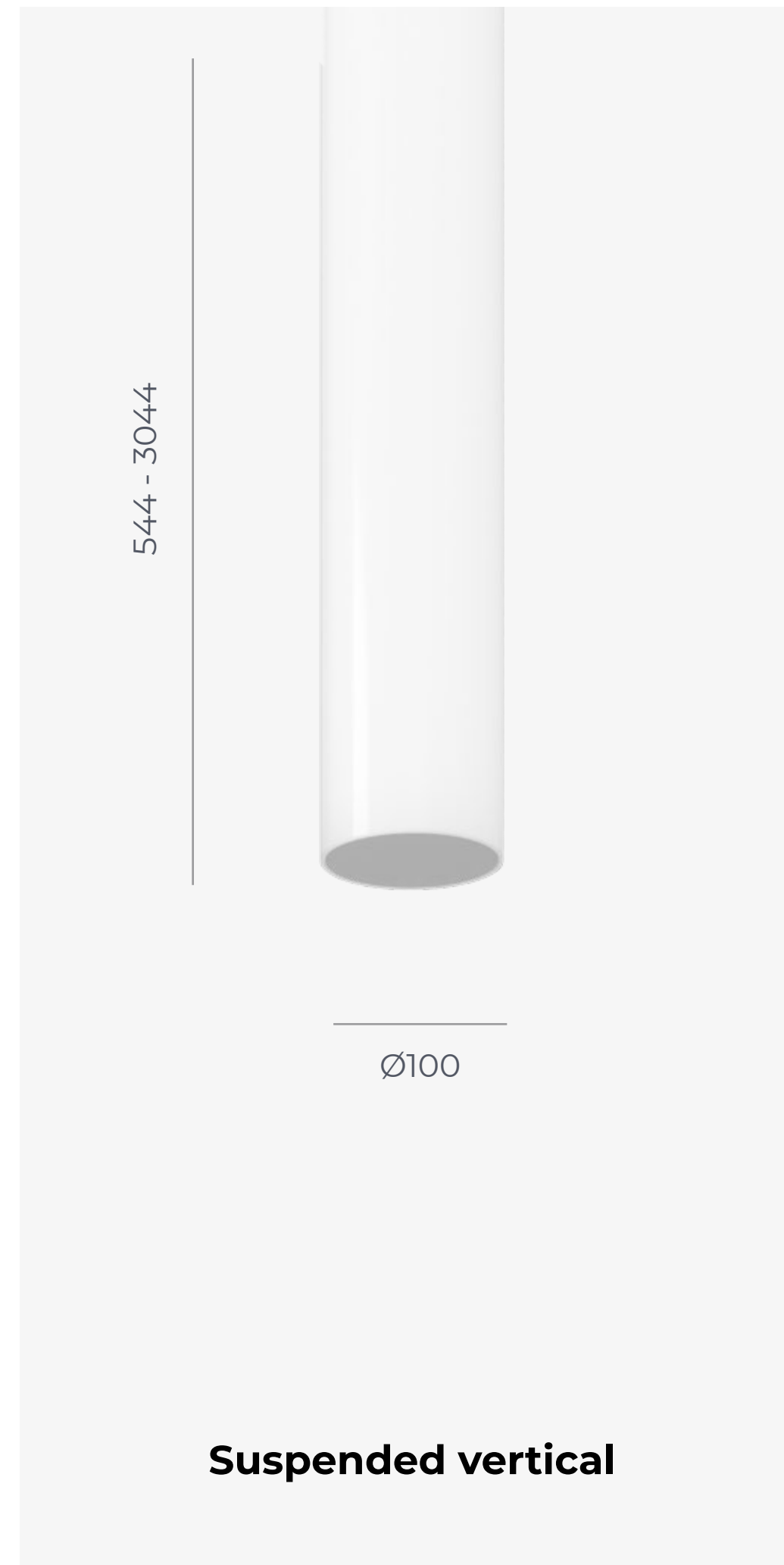

927, 930, 935, 940

## DYNAMIC ILLUMINATION

RGB, Tunable white 2700-6500K

## DIAMETER

Ø 100 mm



**Play with  
different  
compositions**



# It can be inclined on purpose

Adjust the suspension height the way you prefer Issa to be suspended. In line, completely vertically or a little inclined.

The maximal inclination angle is 60°.




# Different lengths

Issa is available in different sizes. The combination of them creates a composition which adds an artistic touch to the ambience.




# With or without a spot


It depends on the intensity of light you want to  
achieve whether to choose a spot or not.  
Do you prefer Issa to shine vividly or to glow softly?



# Play with colours


Milky or tunable white is always a good choice. But sometimes, the RGB option gives an added value when creating a playful and dynamic atmosphere.





Make impact  
with creative  
compositions

One diameter,  
variety of  
sizes and  
inclinations






	S H Suspended horizontal	S V Suspended vertical	S VS Suspended vertical with spot
Luminaire luminous flux	950 - 4700	950 - 5700	950 - 5700
Optic	SOP	SOP	SOP
Led colour	927, 930, 935, 940	927, 930, 935, 940	927, 930, 935, 940
Dynamic illumination	RGB, Tunable white 2700-6500K	RGB, Tunable white 2700-6500K	RGB, Tunable white 2700-6500K
Driver	Casambi, DALI, FO	Casambi, DALI, FO	Casambi, DALI, FO
Driver position	Ceiling cup, remote	Ceiling cup, remote	Ceiling cup, remote
Spot information			
Luminaire luminous flux	-	-	up to 420
Beam angle	-	-	20°, 30°, 55°
Led colour	-	-	927, 930, 935, 940
Colour	12	12	12
Dimensions	L (mm): 565 - 2565 SH (mm): 1500, 3000, 5000	L (mm): 544 - 3044 SH (mm): 1500, 3000, 5000	L (mm): 568 - 3068 SH (mm): 1500, 3000, 5000

# Gramm

The lightest light







Private residence / Visualization: Studio Spacer



O Electronics / Visualization: Render Atelier



Private residence / Visualization: Render Atelier


# Feather lightness in the space

Gramm is elegant and focused, meant to enlighten only what is needed. It is round-shaped, and its main feature is the possibility of rotation which allows a lot of flexibility. When you want a pleasant indirect light, you simply rotate it up with one move.

A name, a guarantee. Gramm will always bring a feeling of feather lightness to the space. Because Gramm is light, period.

## DESIGN:

Serge Cornelissen



# Product range

---

## Luminaire luminous flux/m

210 lm/m, 770 lm/m

## OPTICS

LGO, SOP

## LED COLOUR

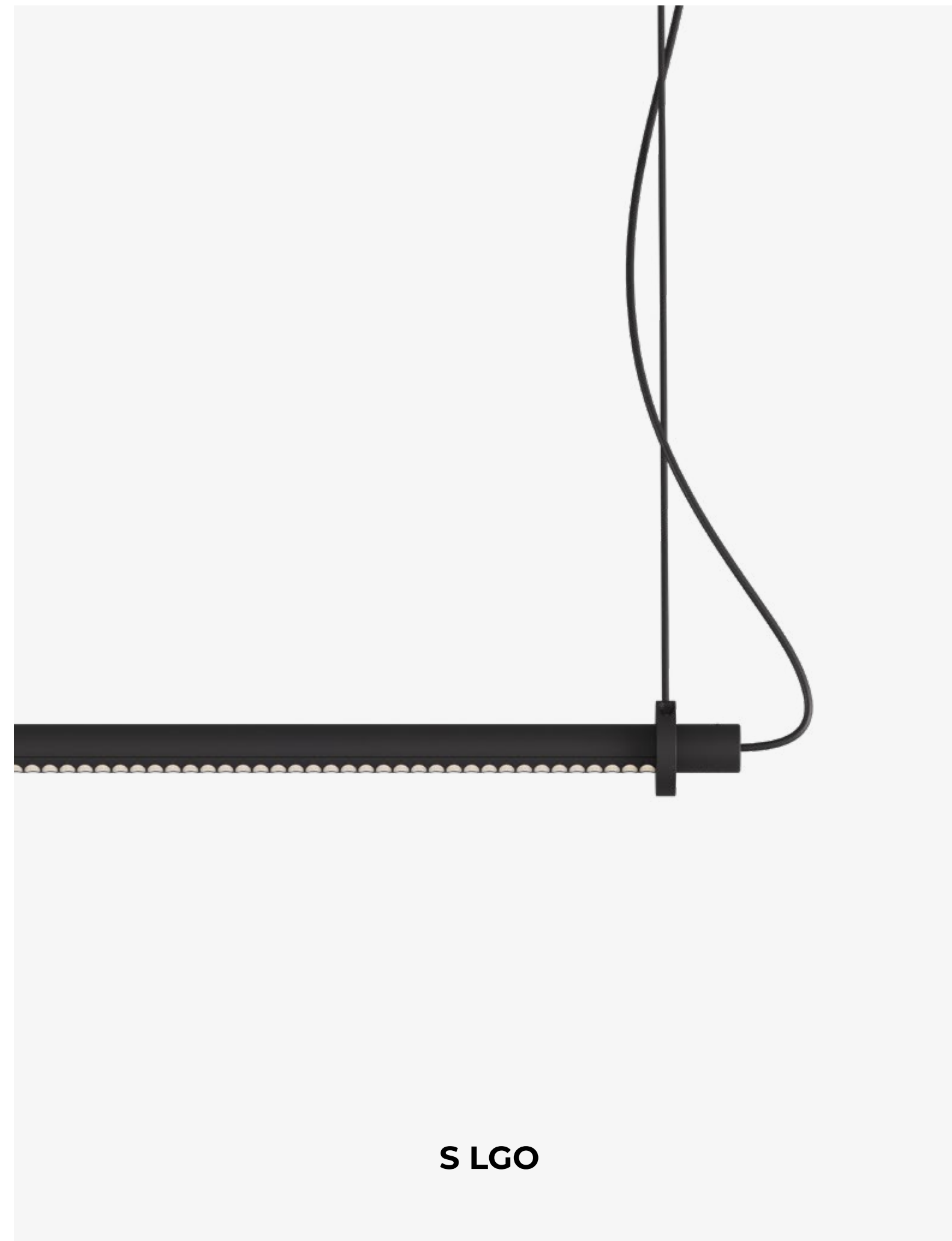
927, 930, 940

## DRIVER

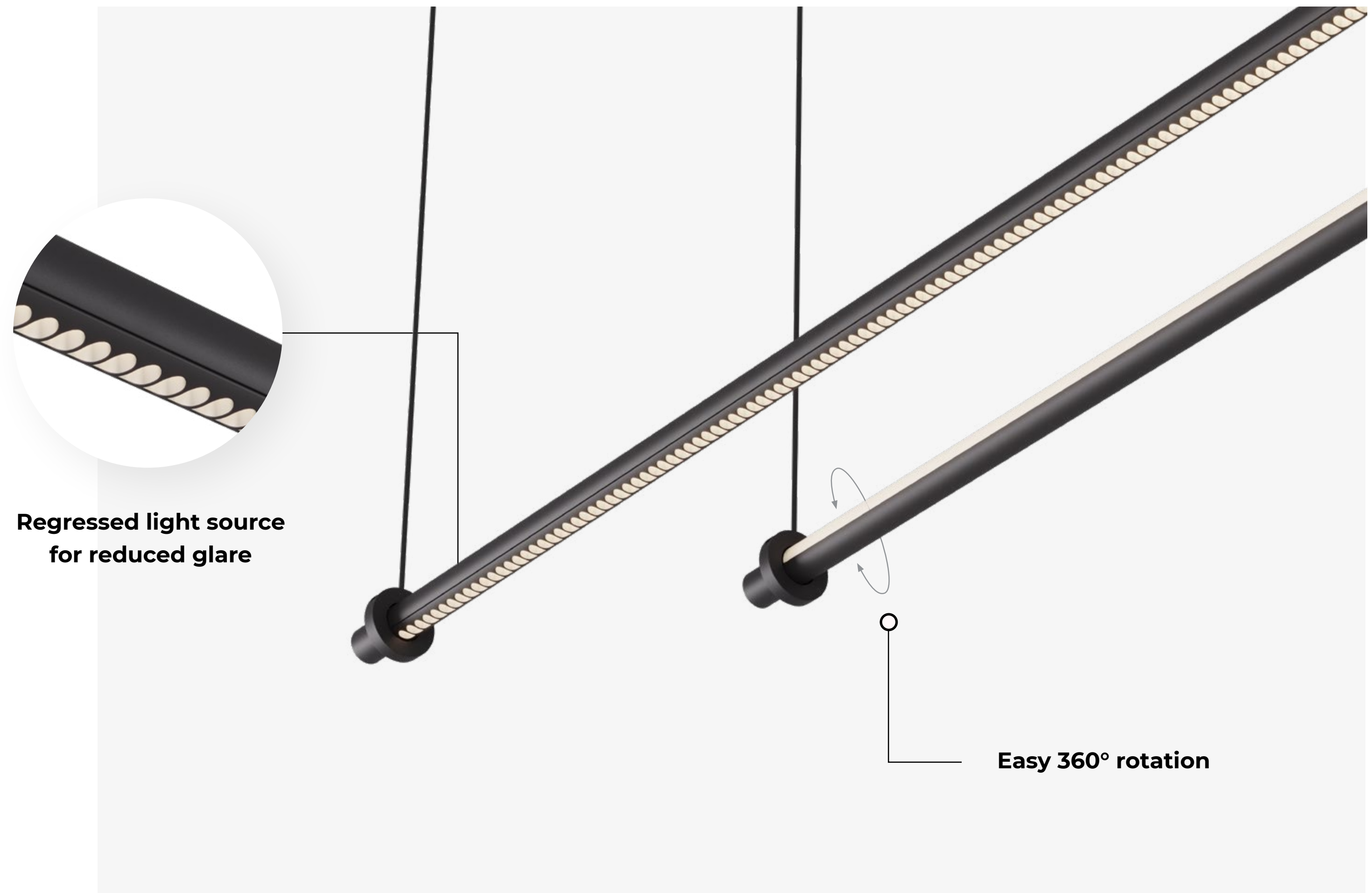
Casambi, DALI, FO

## DIAMETER

17,4 mm




# Overview of features



# Soft ambient light

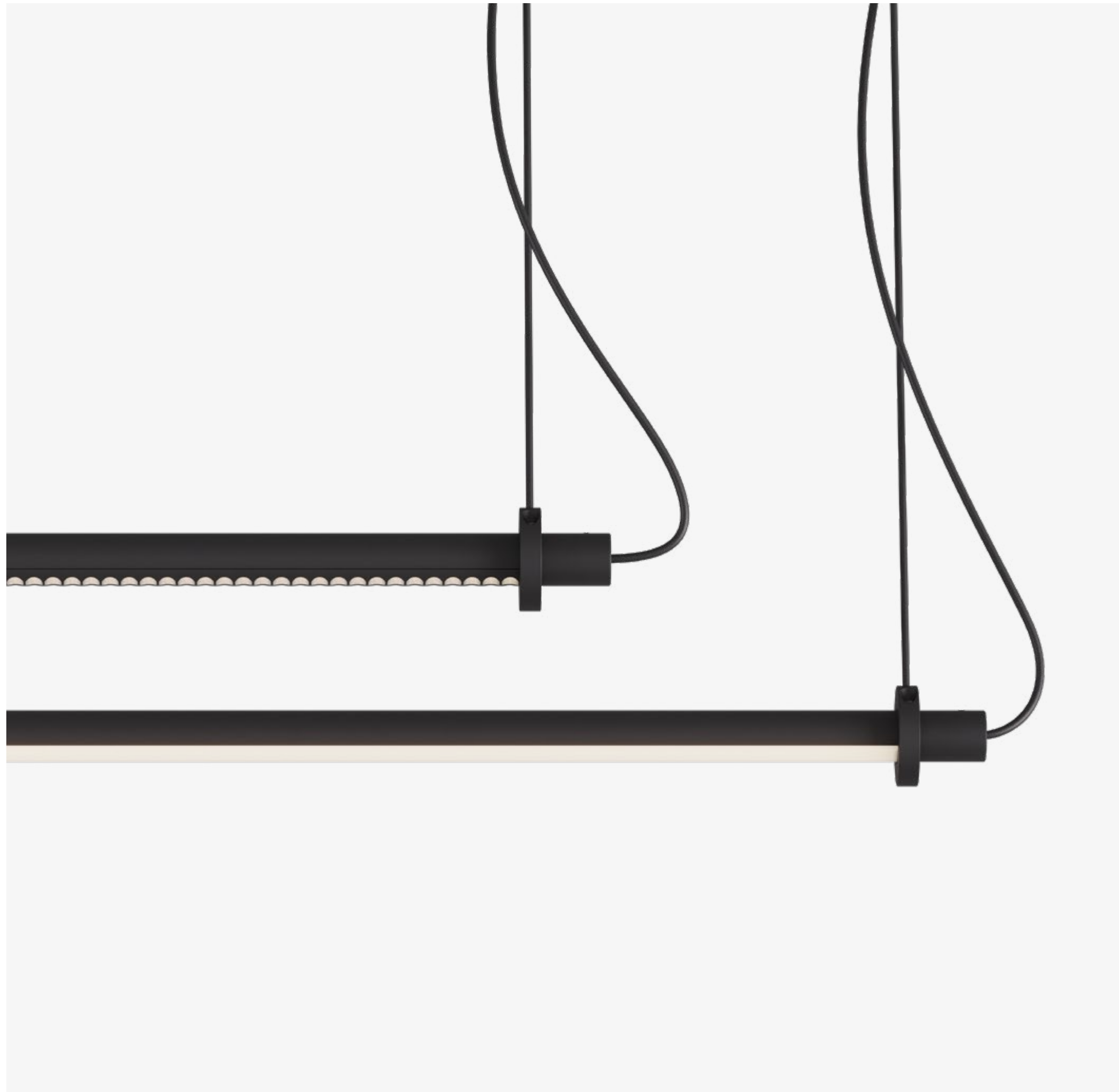
This slim luminaire brings elegance and softness with both its looks and light. The optic offers a pleasant illumination with low glare, perfect for all situations when you don't need a classic office lighting.



# Just rotate it for indirect light

You rotate it up with one move when you want a pleasant indirect light. This is its great advantage.






Elegant and  
minimalistic

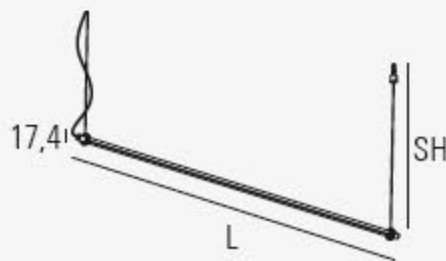
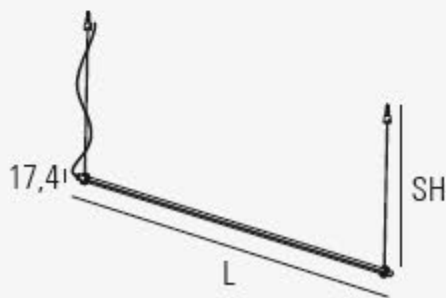



Rotate it up  
with one move





	S LGO Suspended low glare linear grid optic	S SOP Suspended satin opal diffuser
Luminaire luminous flux/m	210 lm/m	770 lm/m
Optics	LGO	SOP
Led colour	927, 930, 940	927, 930, 940
Driver	Casambi, DALI, FO	Casambi, DALI, FO
Driver position	Ceiling cup / Remote	Ceiling cup / Remote
Colour	2	2
Dimensions	L (mm): 560 - 2060 SH (mm): 500 - 2000	L (mm): 560 - 2060 SH (mm): 500 - 2000





# Rylo Pro

Office first



Private office, Ljubljana, Slovenia / Visualisation: Studio Spacer



Private office / Visualisation: Studio Spacer



Private office, Germany / Visualisation: Studio Spacer



Private office, Germany / Visualisation: Studio Spacer



Private office / Visualisation: Studio Spacer


# Your best office buddy

Whether it is suspended, recessed or floor, Rylo Pro is mostly intended for offices – for single ones, open spaces and conference rooms, offering illumination with no glare, high visual comfort and wellbeing.

The floor version of Rylo Pro is really practical: no installation needed, just plug-in and start. It is easy to move from one workstation to another.

## DESIGN:

Intra lighting



# Product range

---

## LUMINAIRE LUMINOUS FLUX

65 - 5000 lm

## LED COLOUR

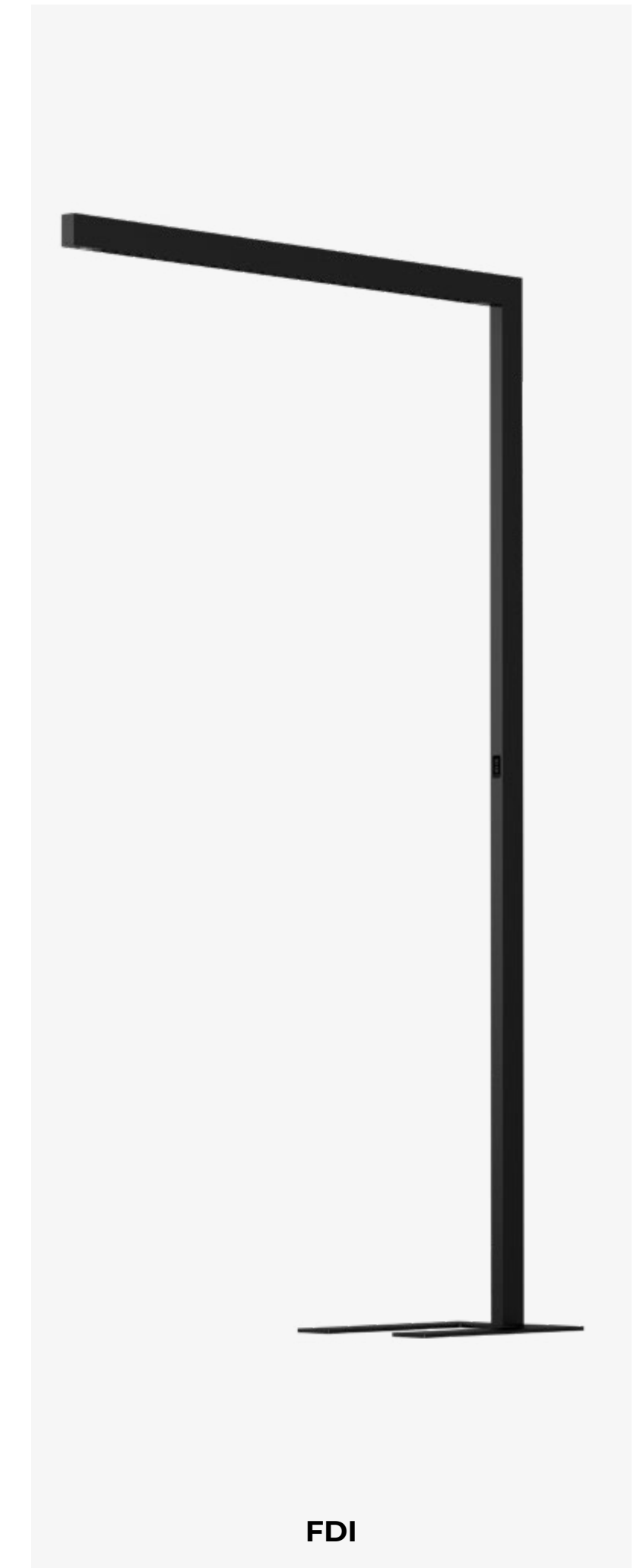
927, 930, 935, 940

## DRIVER

Casambi, DALI, FO, IQ, sensor

## OPTICS

22°, 30°, 50°, Asymetric




## From single modules to linear systems



# No glare, light comfort

Inappropriate lighting causes headaches and eye trouble. Create a healthier working environment with lighting which affects our well-being, mood and concentration.

With indirect illumination you can create a softer light environment.



# Floor family range

No installation needed, just plug-in and start. Just perfect for flexible offices.



## Flexible illumination

Direct and indirect components can be switched (FO) or dimmed separately (TD version).

UGR  
<16



**IQ sensor / Advanced sensor**

# Sensors

**Advanced sensor** - wireless presence and daylight sensor communicate with other luminaires in order to keep all indirect on when presence of people are detected by single luminaire.

**IQ sensor** - the luminaire switch on automatically due to presence and dim to desired light level depending on daylight.




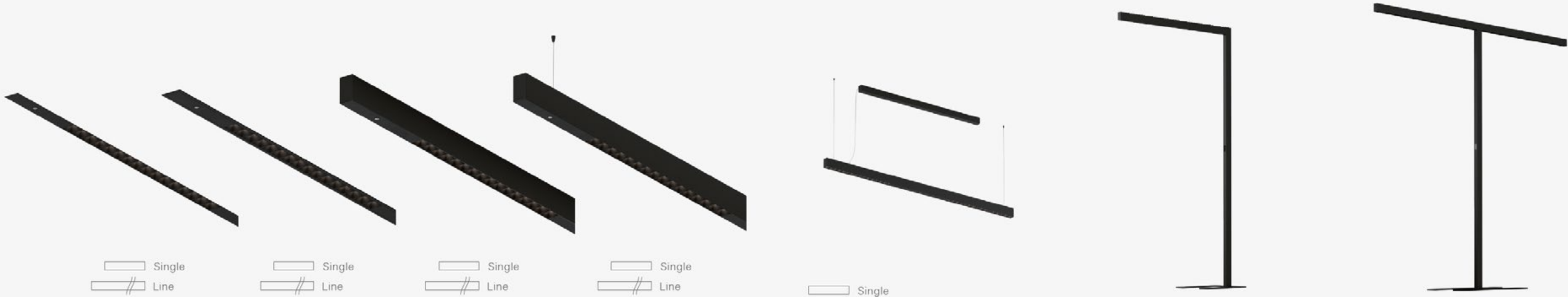


Special optic for  
the highest visual  
comfort



No installation  
needed for F  
version





	RI Recessed trimm-less	RV Recessed visible trim	C/S Ceiling / Suspended	SDI Suspended direct-indirect	S/SDI Suspended direct / direct-indirect	FDI Floor direct-indirect	FDI T Floor direct-indirect T shape
Glare control (UGR class)	UGR<19	UGR<19	UGR<19	UGR<19	UGR<19	UGR<16	UGR<16
Luminaire luminous flux	105 - 145 lm/spot	105 - 145 lm/spot	105 - 145 lm/spot	65 - 145 lm/spot	65 - 145 lm/spot	1500 lm + 2500 lm	3000 lm + 5000 lm
Number of spots	8+8, 16+16, 24+24	8+8, 16+16, 24+24	8+8, 16+16, 24+24	8+8, 16+16	8+8, 16+16	32	32+32
Light distribution	Direct	Direct	Direct	Direct / Indirect	Direct, Direct / Indirect	Direct / Indirect	Direct / Indirect
Optics	22°, 30°, 50°, Asymetric	22°, 30°, 50°, Asymetric	22°, 30°, 50°, Asymetric	22°, 30°, 50°, Asymetric	22°, 30°, 50°, Asymetric	50°	50°
Led colour	927, 930, 935, 940	927, 930, 935, 940	927, 930, 935, 940	927, 930, 935, 940	927, 930, 935, 940	927, 930, 935, 940	927, 930, 935, 940
Driver	Casambi, DALI, FO, IQ sensor	Casambi, DALI, FO, IQ sensor	Casambi, DALI, FO, IQ sensor	Casambi, DALI, FO, IQ sensor	Casambi, DALI, FO, IQ sensor	Casambi, FO, IQ sensor, TD	Casambi, FO, IQ sensor, TD
Driver position	Remote	Remote	Ceiling cup	Ceiling cup	Ceiling cup with driver included	Integrated	Integrated
Colour	12	12	See the colour options below	See the colour options below	See the colour options below	12	12

Dimensions	L (mm): 1682 - 3082	L (mm): 1682 - 3082	L (mm): 1682 - 3082	L (mm): 1962 - 3082 SH (mm): 1500, 3000, 5000	L (mm): 1122 - 2802 SH (mm): 1500, 3000, 5000		



# LineLed Flex

All flexible



Private office, USA / Visualization: Studio Spacer



Hotel B / Visualisation: Studio Spacer



Private residence / Visualisation: Studio Spacer



Vila Park, Slovenia / Architecture & Visualisation: Studio Spacer



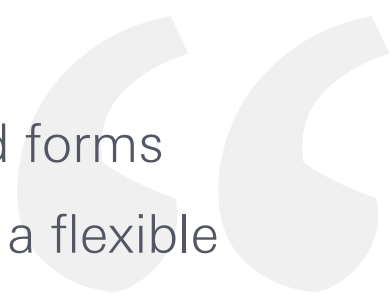
Private residence, Slovenia / Interior design & visualization: Studio Spacer



Private residence / Visualisation: Studio Spacer

# Outdoor freak no matter the weather

LineLed Flex can follow all the lines and forms of architecture outdoor and indoor. It is a flexible silicone strip with a high IP rating, intended for creating decorative lighting scenes, sign lighting or simply to highlight all the forms, since it is easily bent in all directions. It emits uniform light with no shadows and is simple to install. And if you love playful coloured light, an RGB option is available.



# Family members

---

## LUMINAIRE LUMINOUS FLUX

240 - 670 lm/m

## LED COLOUR

923, 930, 940

## DRIVER



DALI, FO

## IP PROTECTION

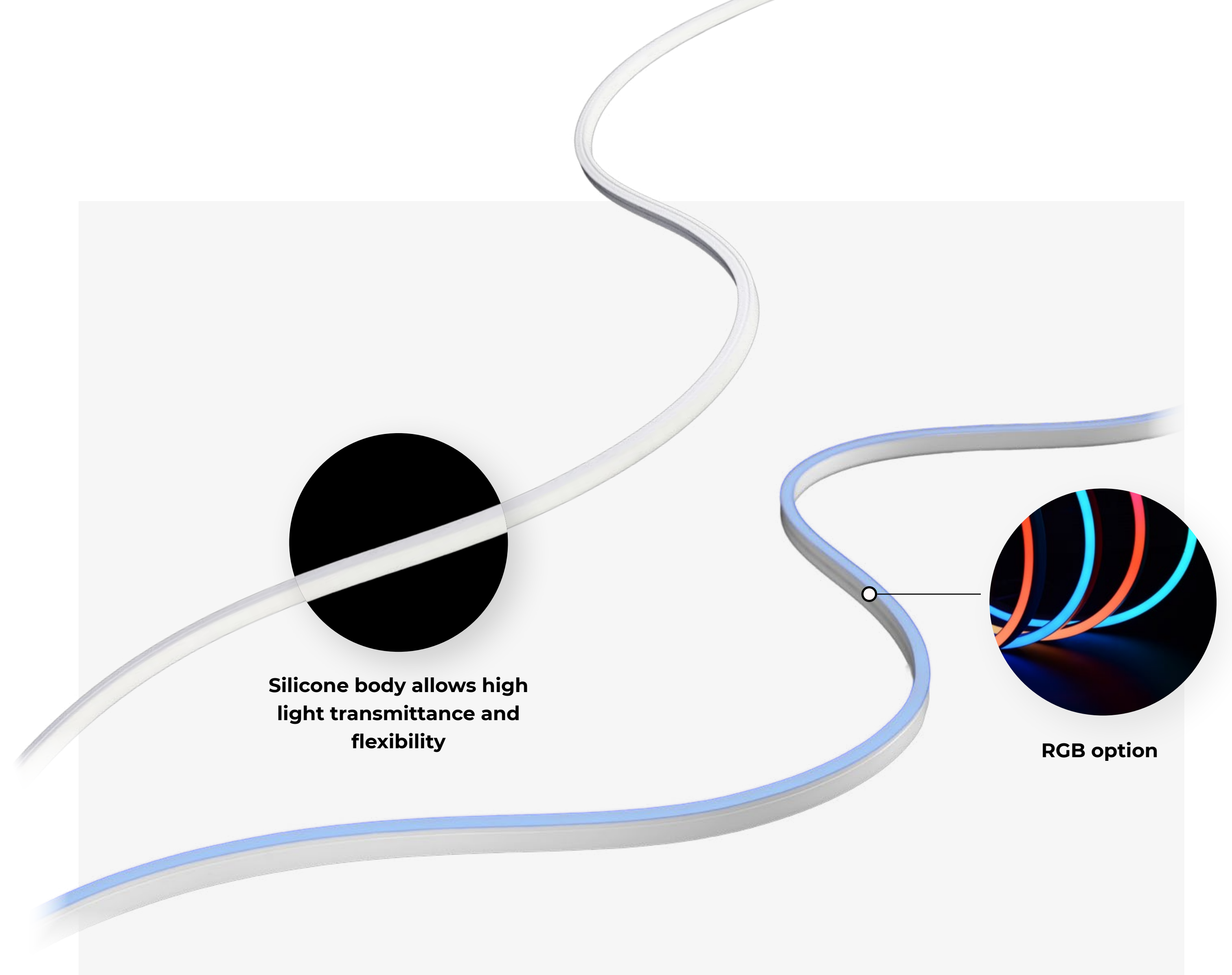
IP65, IP67

## WIDTH

4 mm, 12 mm, 13 mm




# Overview of features



LR 1217 & UD 1312

# Weather-resistant

LineLed Flex is primarily made for the outdoors. With IP67, it is resistant to harsh environmental and weather conditions such as rain, sun and wind. It's flexible to follow straight and flexible shapes in the environment.



LR 0410

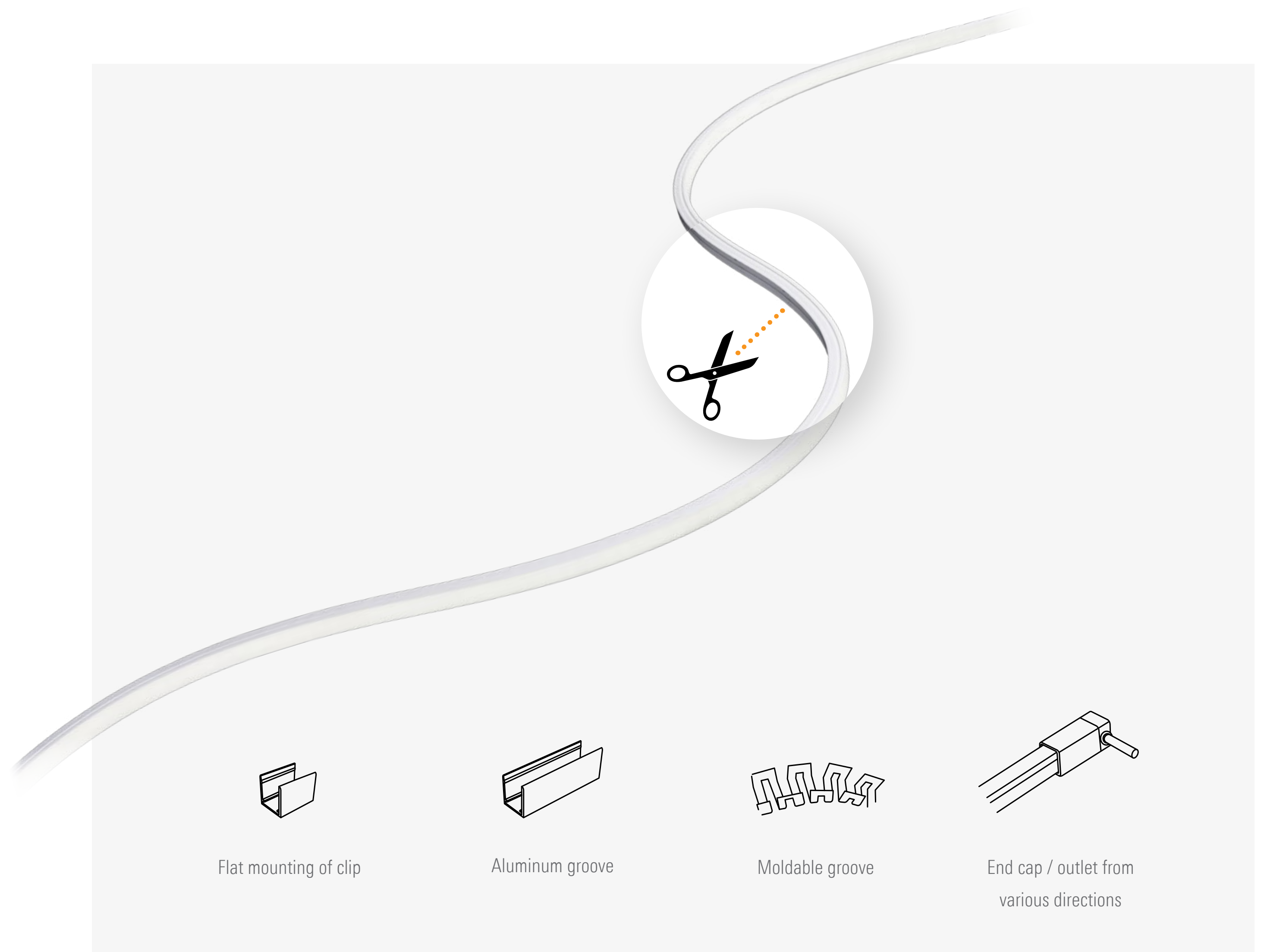
# Create thin, only 4 mm light drawings

One of the thinnest light lines allows you to underline furniture and create stunning light effects.




# Simple installation

On-site cutting of the product is possible. A wide range of accessories for different ways of installation is available.

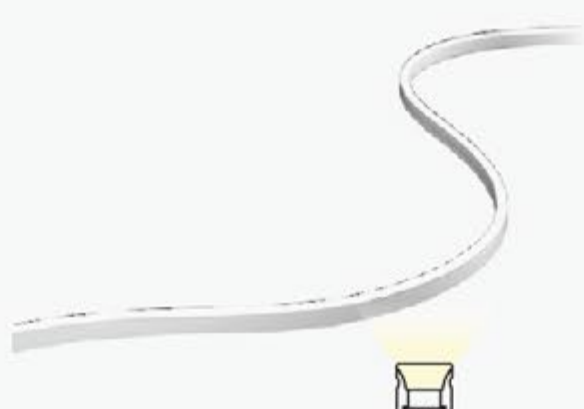




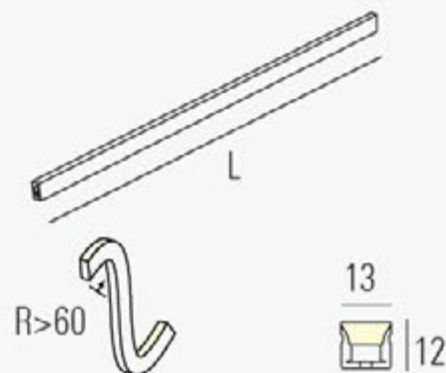
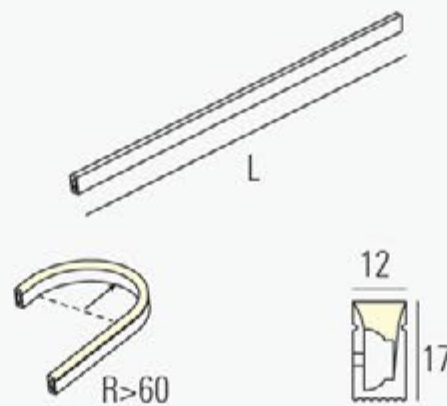
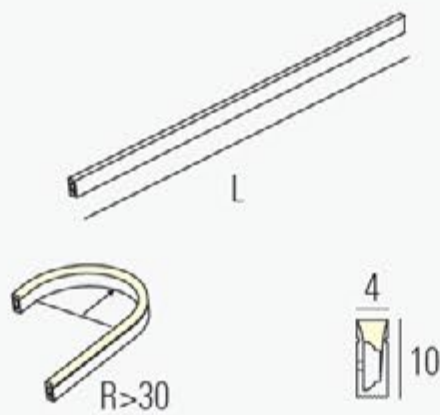
All-weather  
resistant



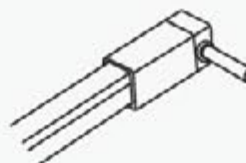
Totally flexible in  
all directions



	<b>FLEX LR 0410</b> Curved left / right, 4mm	<b>FLEX LR 1217</b> Curved left / right, 12 mm	<b>FLEX UD 1312</b> Curved up / dawn, 13 mm
Luminaire luminous flux/m	240 lm/m	520 lm/m	670 lm/m
Led colour	923, 930, 940	830, 840, RGBW	830, 840, RGBW
Driver	DALI, FO	DALI, FO	DALI, FO
Driver position	Remote	Remote	Remote
IP protection	IP65 (Indoor use only)	IP67	IP67
Material	Silicone	Silicone	Silicone
Flexibility	Horizontal	Horizontal	Vertical
Colour	1	1	1
Dimensions	L (mm): 5.000	L (mm): 10.000 / 5.000 (RGBW)	L (mm): 10.000 / 5.000 (RGBW)



Accessories




Flat mounting of clip

Aluminum groove

Moldable groove

End cap / outlet from various directions



**Liy**

Maximally minimal




Lake villa, Italy / Visualisation: Studio Spacer





Hotel Vista / Visualisation: Studio Spacer



Hotel M / Visualisation: Render Atelier

# Pure light effect

Liy is perfect for elegant spaces where you just can't have an ordinary spot. Its main advantage is the appearance of pure light without any source glare. It is minimalistic. Imagine, the opening on the bottom of the funnel is only 6 mm wide. Then, it depends on the housing colour whether you want the whole luminaire to stand out or to completely blend in.

Liy can perform as a single spot, in a pair, or in a row of three, four or more. It can be fixed or flexible, allowing to change the beam angle and orientation, always having visual attention on the object.

## DESIGN:

Serge Cornelissen



# Family range

---

## LUMINAIRE LUMINOUS FLUX:

up to 200 lm / spot

## LED COLOUR

927, 930, 935, 940

## BEAM ANGLE

LFO 29°, 37°

## IP PROTECTION

IP44



---

62

**RI A**

1x



---

80

**RV A**

1x, 2x, 3x



---

54

**RV F**

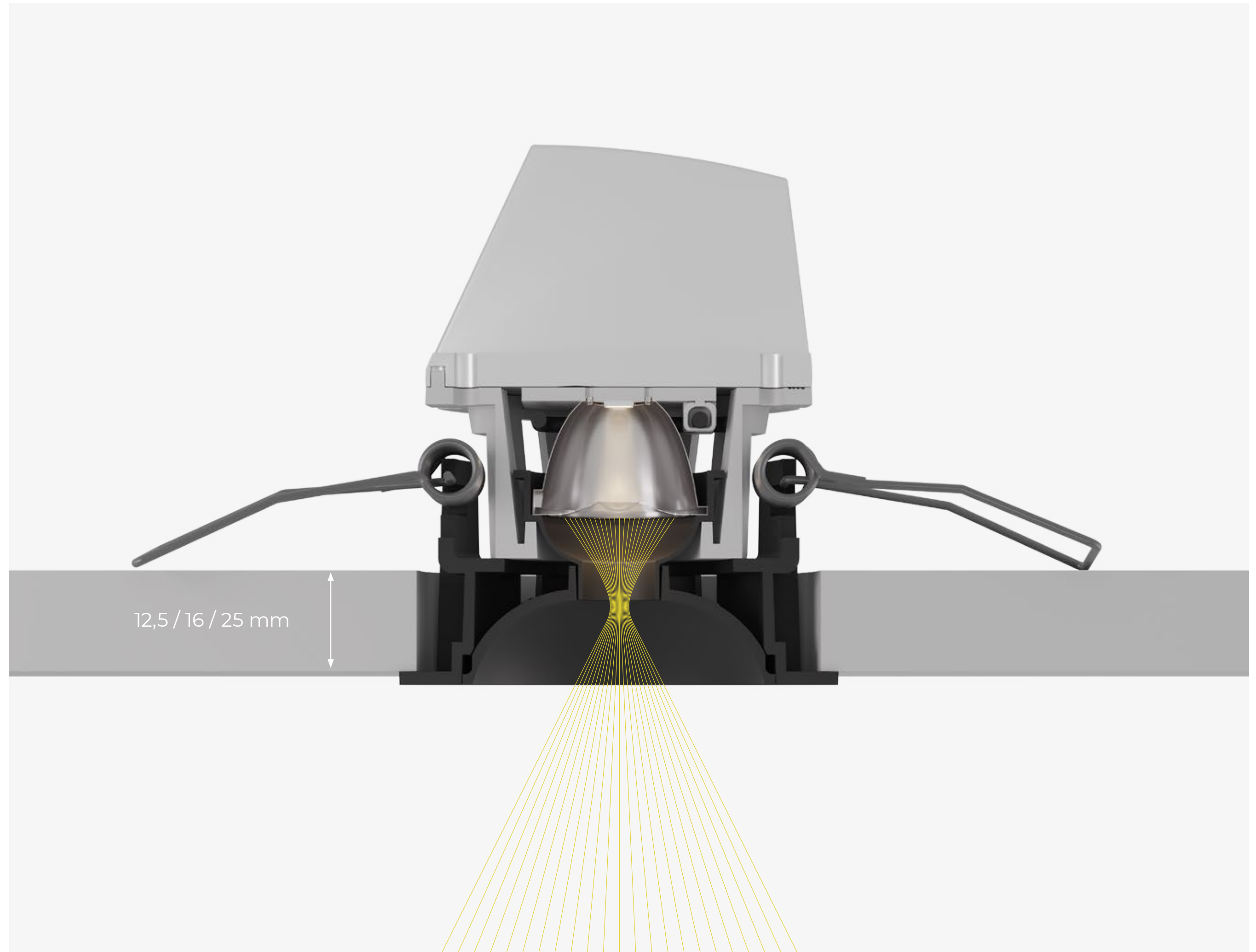
# Double rotation and clean looks

With a simple gesture you can change both, the direction and the inclination angle of the light.  
In a row of spotlights, you can set each spot individually. And then change it when needed.



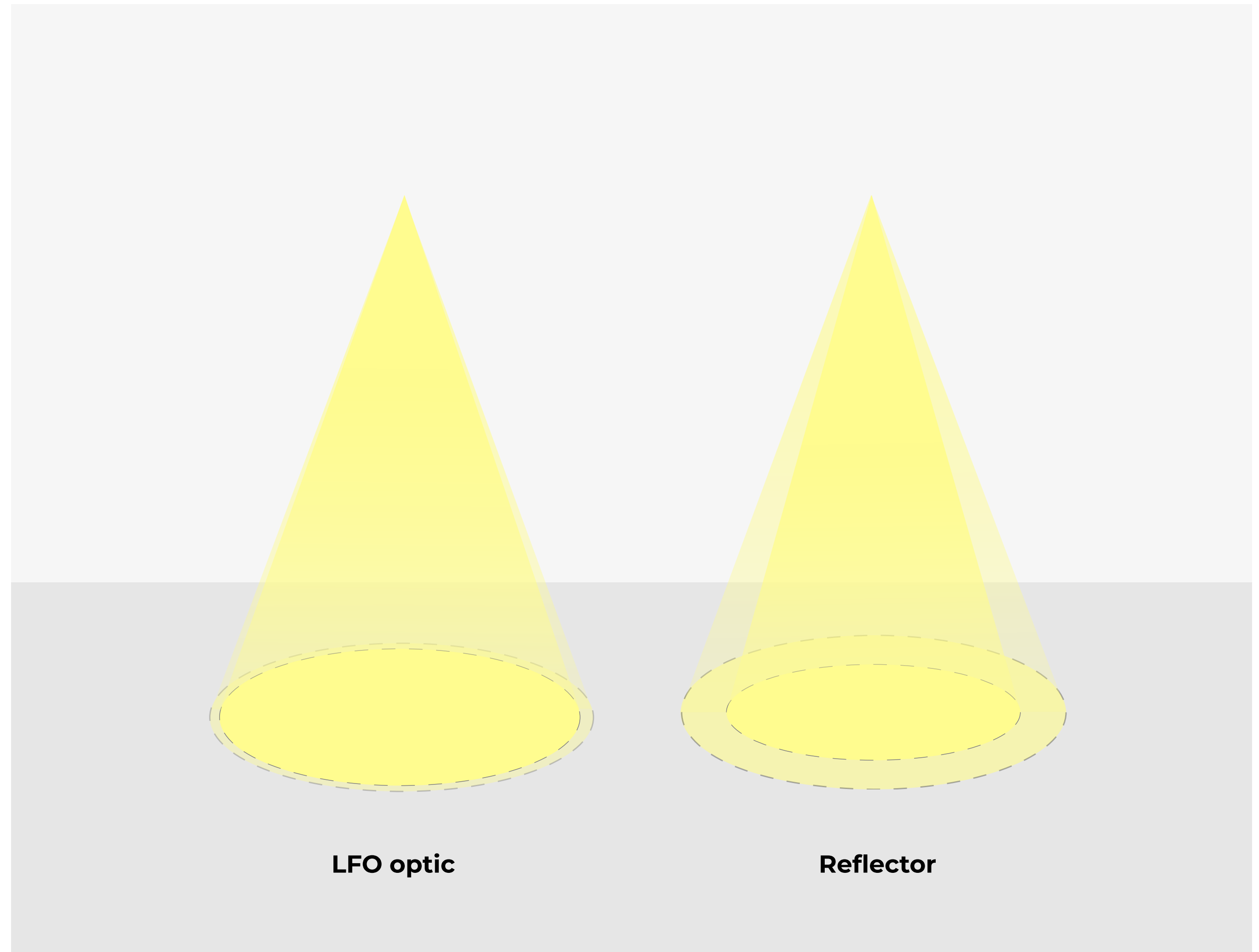
# LFO - A guarantee of maximum visual comfort

Due to special design of Bartenbach LFO optic, all you can see is pure light. The light source is hidden deep inside the optics offering high visual comfort.



# No double ring

With the Bartenbach LFO optic the light circle is well-defined and homogeneous. At the limits the light intensity is still high.




# Trim-less installation

For a precise and clean trim-less installation of two or three spots in a row, you can use the installation kit. In this case the “only light” effect is even greater.




# Trim colour in white or black





Fixed or  
adjustable

Pure light  
without any  
source glare



**RI**  
Recessed trim-less



**RV**  
Recessed visible trim

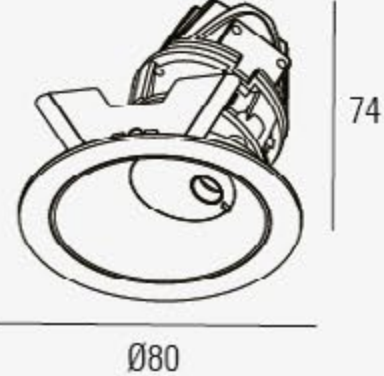



**F**  
Fixed

**A**  
Adjustable

Beam angle	LFO 29°, 37°	LFO 29°, 37°
Orientation	-	25° / 360°
Luminaire luminous flux*	up to 200 lm / spot	up to 200 lm / spot
Led colour	927, 930, 935, 940	927, 930, 935, 940
Driver	Casambi, DALI, FO	Casambi, DALI, FO
Driver position	Remote	Remote
IP protection**	IP44	IP44
Colour	<div><div>1</div><div>2</div></div>	<div><div>1</div><div>2</div></div>

**Dimensions**





# Conic

An iconic spot



**Feel Good Hotel**, Valencia, Spain / Interior design: AKSL arhitekti / Visualisation: Studio Spacer





**Private residence,** Slovenia / Interior design & Visualisation: Studio Spacer





Private office / Visualisation: Studio Spacer

# No need to putty at all

When you want a spot on a higher level, choose Conic. It's distinguished by prestigious finishes, wide range of colours and clean looks.

Most of all, Conic stands out for its innovative, easy and clean installation in a finished plaster ceilings, with tools of standard sizes and no puttying.

**DESIGN:**

Serge Cornelissen



# Family range

## LUMINAIRE LUMINOUS FLUX:

up to 1100 lm

## LED COLOUR


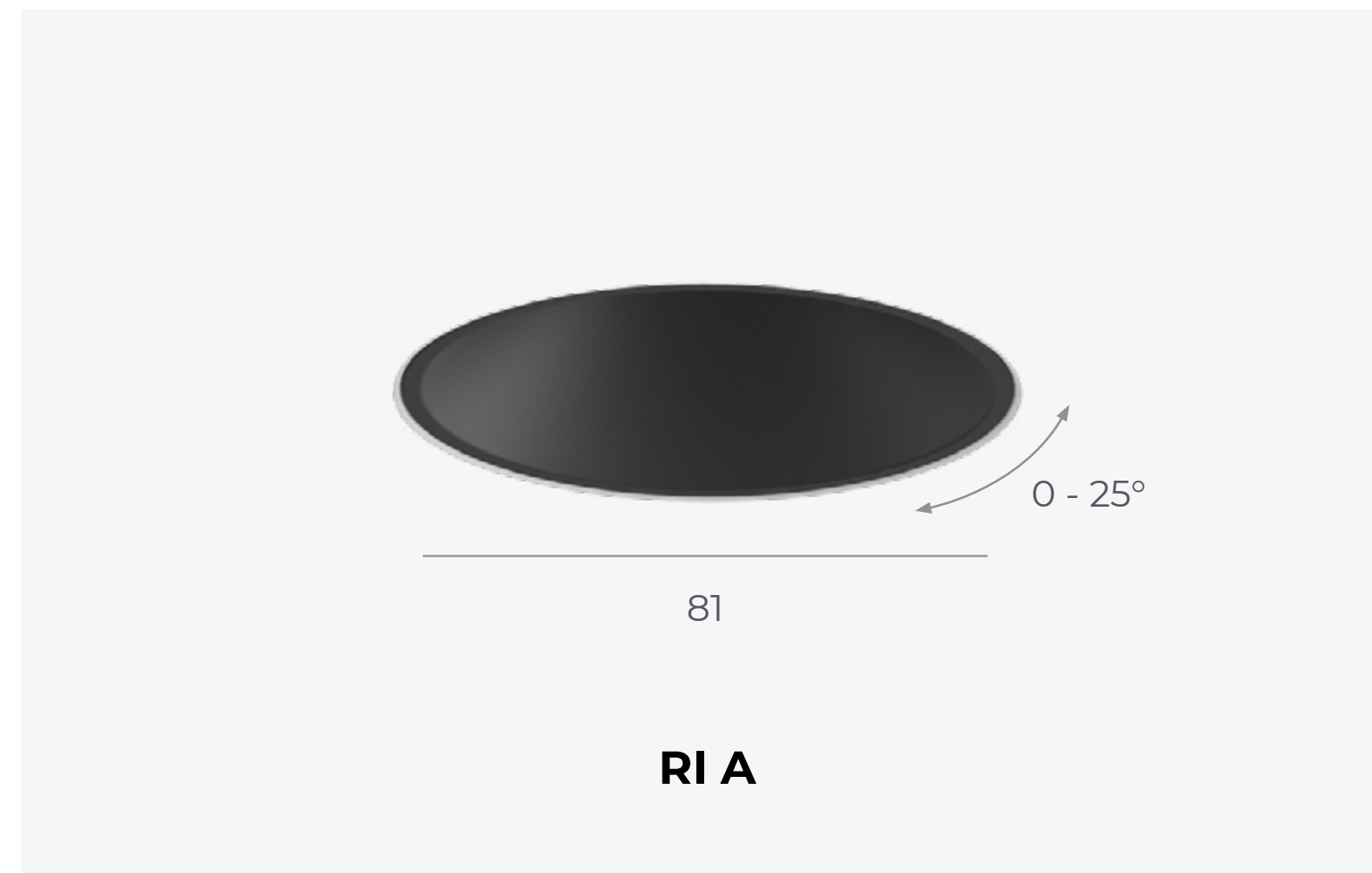
927, 930, 935, 940

## BEAM ANGLE

20°, 30°, 55°

## ORIENTATION

25° / 360° (A)



# Key features




# Prestigious look with trendy colours

The interior of the funnel can be gold, bronze or onyx coated which gives a luminaire prestigious look. Gold & bronze are on trend, but at the same time timeless chic finishes, perfect to match all kinds of interiors.


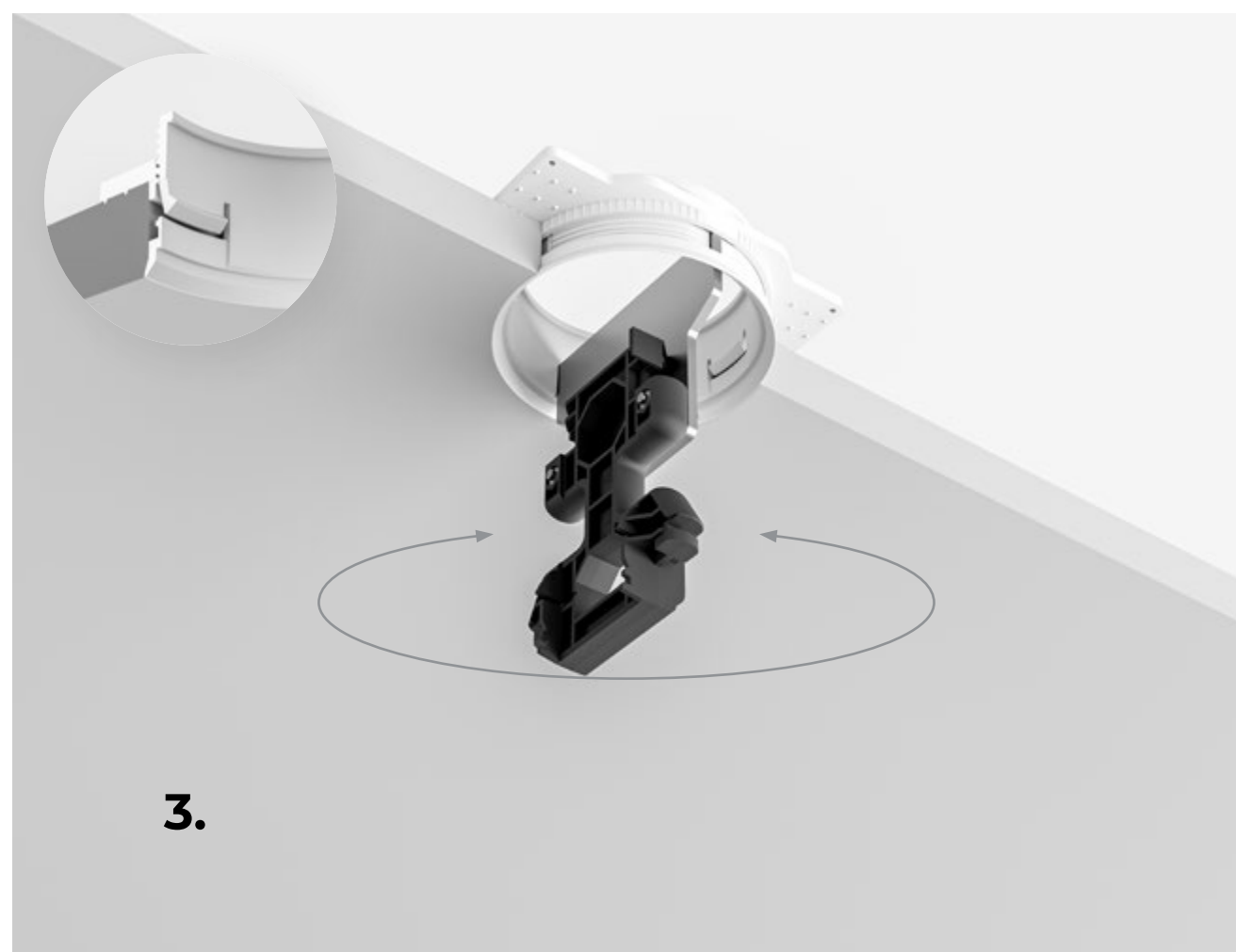
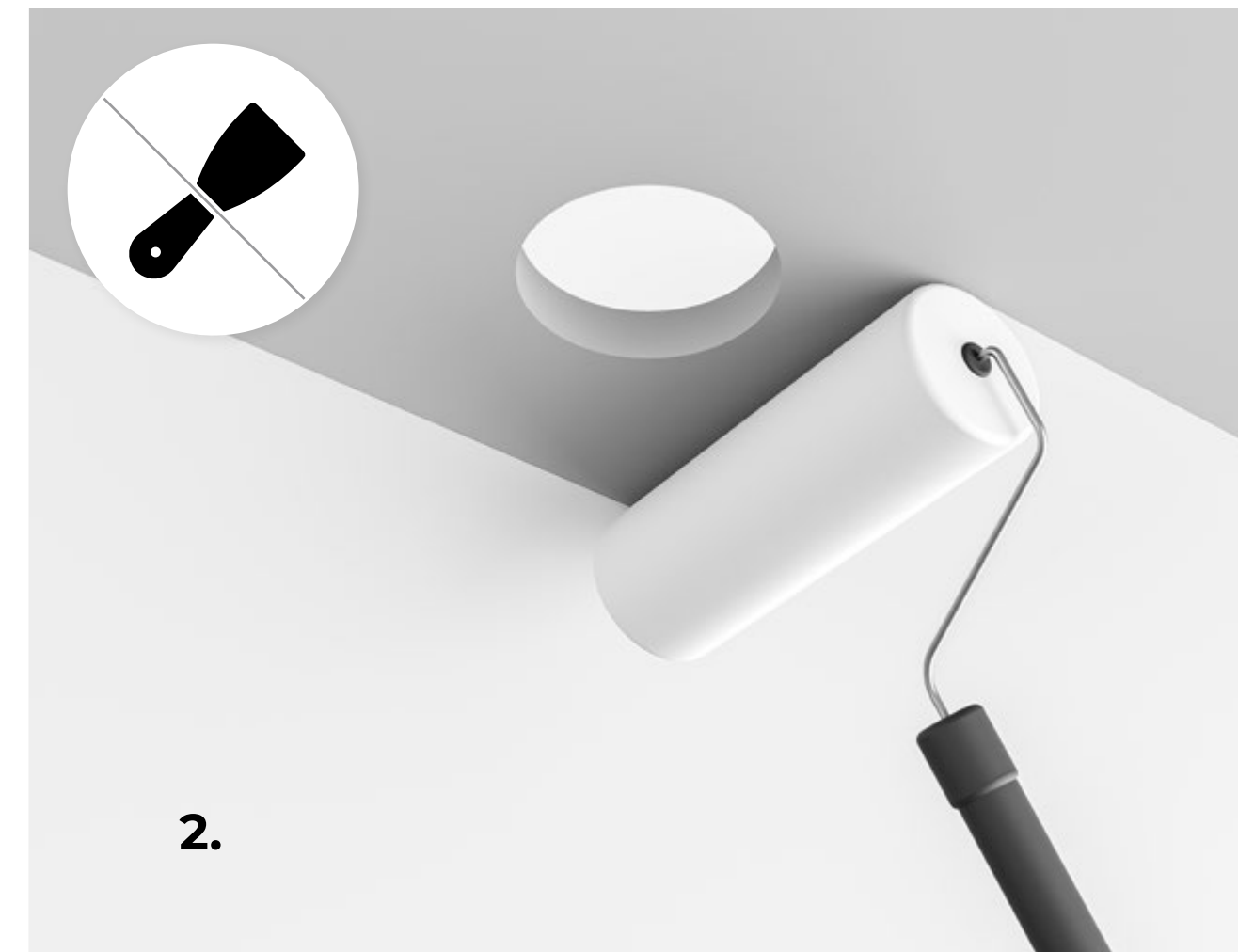



# **RI kit for installation without puttying**



# Revolutionary trim-less installation

1. Make a hole with a standard 80 mm hole saw.
2. Paint the ceiling, no puttying needed.
3. Twist and level the RI kit with the ceiling.
4. Click in the spot and the funnel.



# IP44

It's the perfect solution for high moisture environments like bathrooms. It offers pleasant and functional light as well as IP44 protection.





Innovative  
installation  
without  
puttying



Prestigious  
finishes make it a  
higher level spot

ADJUSTABLE (A)

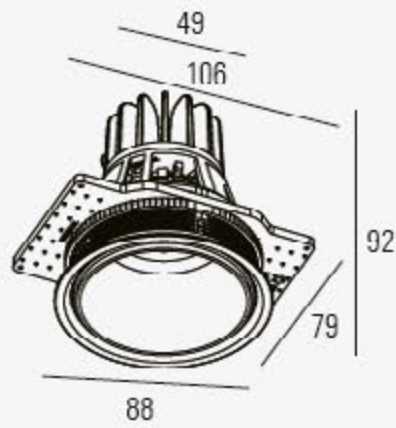
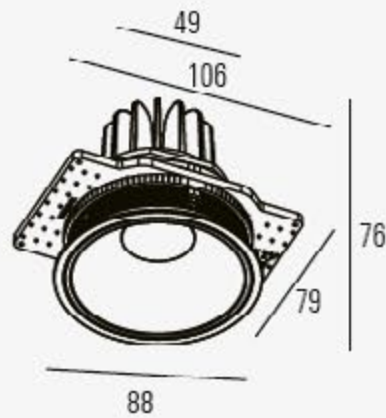
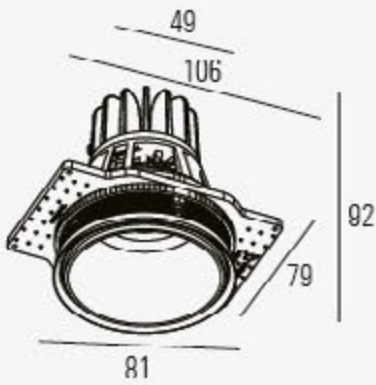
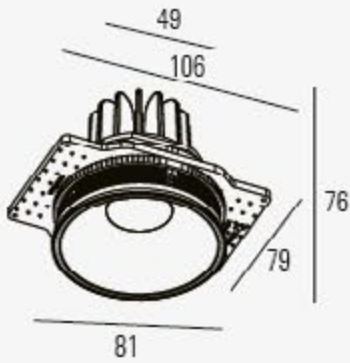


FIXED (F)



	RI Recessed trim-less	RV Recessed visible trim
Beam angle	20°, 30°, 55°	20°, 30°, 55°
Orientation	25° / 360° (A)	25° / 360° (A)
Luminaire luminous flux	up to 1100 lm	up to 1100 lm
Led colour	927, 930, 935, 940	927, 930, 935, 940
Dynamic light	Dim to warm (D2W)**	Dim to warm (D2W)**
Driver	Casambi, DALI, FO	Casambi, DALI, FO
Driver position	Remote	Remote
IP protection*	IP44	IP44
RI kit / Frame colour	1 2	1 2
Inner colour	1 2 H F Y	1 2 H F Y

Dimensions





# Rylo

Extraordinary light comfort





B&W law office, Ljubljana, Slovenia / Interior design: AKSL arhitekti / Visualisation: Studio Spacer



Private office, Germany / Visualisation: Studio Spacer



Private club, Dubai, UAE / Visualisation: Render Atelier



Private residence, Italy / Visualisation: Render Atelier


# If you don't want to see where the light comes from, this is the solution

Rylo is not a common downlight. With its special optics it provides high visual comfort and generates circular light emission.

It doesn't show off. The light source is hidden and all you can see is pure light with absolutely no glare. It is universal, perfect for all spaces and projects.

## DESIGN:

Intra lighting



# Family range

---

## LUMINAIRE LUMINOUS FLUX:

up to 185 lm/spot

## LED COLOUR

927, 930, 935, 940

## BEAM ANGLE

22°, 30°, 50°, Asymetric

## GLARE CONTROL

<19



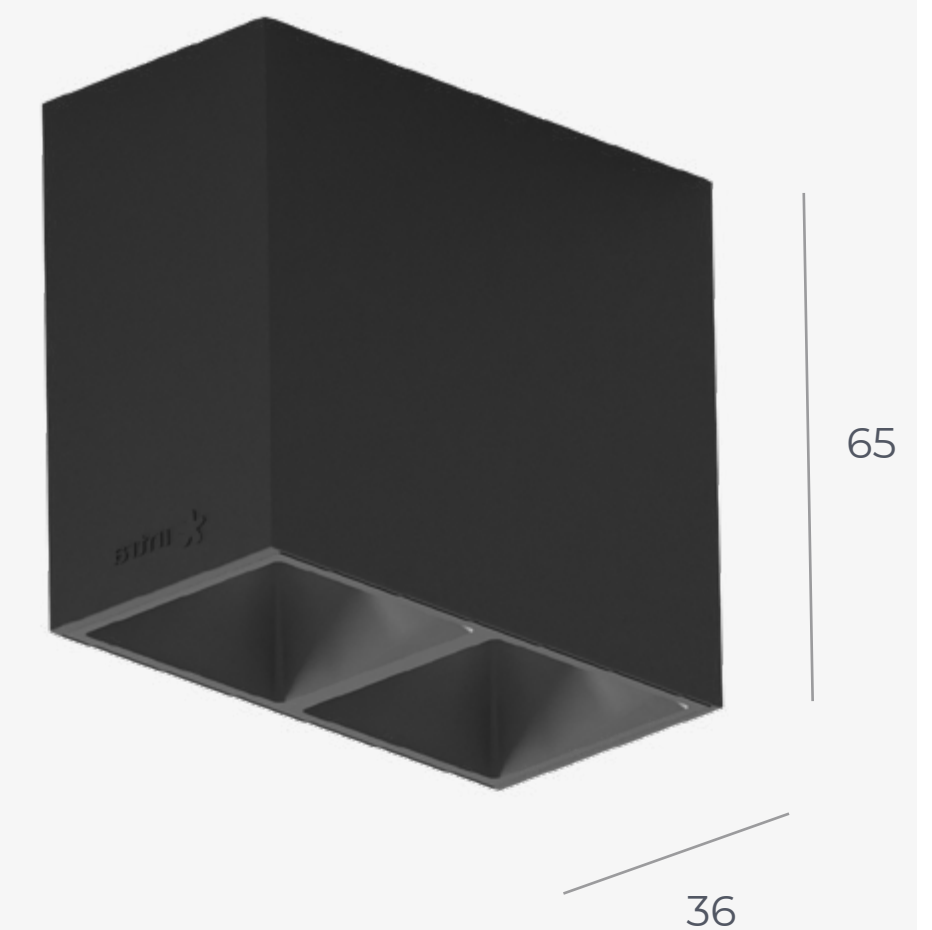
**RI**

1x, 2x, 2x2x, 4x, 8x



**RV**

1x, 2x, 4x, 8x



**C/S**

2x, 4x, 8x


# A luminaire for life

Clean, timeless design, high visual comfort, perfect fusion with space and minimalistic looks make it a luminaire you will never get tired of.




# Great light comfort

Create a healthier environment with lighting which importantly affects our well-being and mood. Rylo provides low glare and offers high light comfort.



# Trim and optical funnel colour in black or white





Special optic  
for the highest  
visual comfort

1x, 2x,  
4x or 8x  
spot!



## RI

Recessed trim-less



36 mm



36 x 72 mm



36 x 142 mm / 72 x 72 mm



36 x 282 mm

## RV

Recessed visible trim



45 mm



49 x 84 mm



49 x 154 mm



49 x 294 mm

## C/S

Ceiling / Suspended



36 x 72 x 65 mm





36 x 142 x 65 mm



36 x 282 x 65 mm

	1x	2x	4x	8x
Beam angle	22°, 30°, 50°, Asymetric	22°, 30°, 50°, Asymetric	22°, 30°, 50°, Asymetric	22°, 30°, 50°, Asymetric
Luminaire luminous flux*	up to 185 lm/spot	up to 130 lm/spot	up to 130 lm/spot	up to 130 lm/spot
Glare control	<19	<19	<19	<19
Led colour	927, 930, 935, 940	927, 930, 935, 940	927, 930, 935, 940	927, 930, 935, 940
Driver	Casambi, DALI, FO	Casambi, DALI, FO	Casambi, DALI, FO	Casambi, DALI, FO
Driver position	Remote	Remote / In the ceiling cup	Remote / In the ceiling cup	Remote / In the ceiling cup
Colour	1 2	1 2	1 2	1 2



# Eye

Good looking all around



FEEL GOOD

ESPRESSO.....	3/3,5
AMERICANO.....	3/3,5
LATTE.....	4/4,25
FLAT WHITE.....	3,75/4,25
CAPPUCCINO.....	3,75/4,25
MOCHA.....	4,75/5,25
MATCHA CHAI.....	4,75/5,25

ORDER  
HERE



Feel Good Hotel, Valencia, Spain / Interior design: AKSL arhitekti / Visualisation: Studio Spacer



B&W law office, Ljubljana, Slovenia / Interior design: AKSL arhitekti / Visualisation: Studio Spacer



# Don't roll your eyes, roll your Eye

There are really a lot of spots out there, but Eye is not just »one more spot«. Come closer. All the details are carefully thought out. Its clean elegant look with the possibility of a 360-degree orientation makes it a perfect luminaire for hospitality, retail and private residences.

**DESIGN:**

Serge Cornelissen



# Family range

---

## LUMINAIRE LUMINOUS FLUX:

up to 3000 lm

## LED COLOUR

830, 840, 927, 930 935, 940

## DIAMETER


Ø 60, 80 mm

## DRIVER


Casambi, DALI, FO



Ceiling



Track



**2 sizes, 2 power outputs**

# A wide choice of optics and beam angles

---

## REFLECTOR


18° - 51°

## LENS

11° - 52°

## ZOOM LENS

21° - 47°





## Innovative swivel system

Eye is unique for the way it can be rotated in all directions, while the swivel mechanism remains invisible. Three types of optics allow a wide range of use.

# Nothing is left to chance

All the details of this product communicate elegance, precision and perfection. Even when seen from the backside. In the track version the driver (FO, DALI or Casambi) is integrated in a track adapter.




# Single or double

Eye is available as a single or double version.



Single



Double



Wide choice  
of lenses or  
reflectors

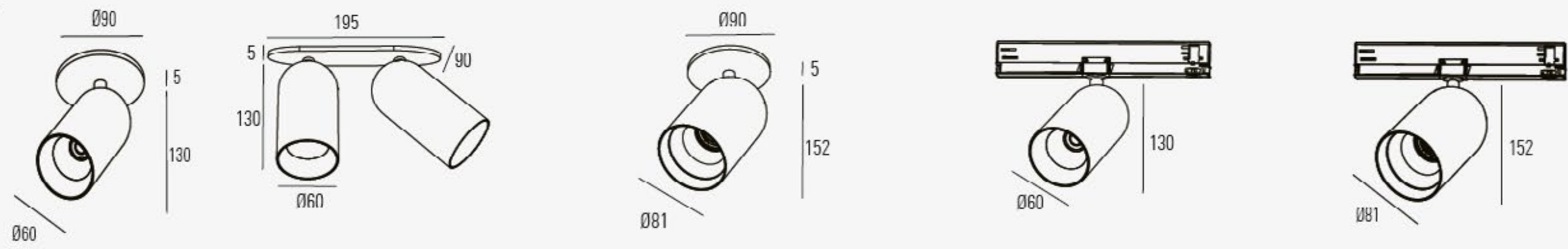


Invisible  
swivel  
mechanism



	C 60 Ceiling	C 80 Ceiling	T 60 Track	T 80 Track
Beam angle				
Reflector	18°, 30°, 45°	18°, 31°, 51°	18°, 30°, 45°	18°, 31°, 51°
Lens	11°, 21°, 26°, 46°	23°, 34°, 52°	11°, 21°, 26°, 46°	23°, 34°, 52°
Zoom lens	21° - 47°	-	21° - 47°	-
Orientation	65° / 360°	65° / 360°	65° / 350°	65° / 350°
Luminaire luminous flux	up to 1700 lm*	up to 3000 lm	up to 1850 lm	up to 3000 lm
Led colour	927, 930, 935, 940	830, 840, 927, 930 935, 940	927, 930, 935, 940	830, 840, 927, 930 935, 940
Driver	Casambi, DALI, FO	Casambi, DALI, FO	Casambi, DALI, FO	Casambi, DALI, FO
Driver position	Remote	Remote	Track adapter	Track adapter
Colour	B D J	B D J	B D	B D

Dimensions





# Lona

Fits everywhere



**Bodø City Hall**, Bodø, Norway / Architecture: Atelier Lorentzen Langkilde / Photography: Adam Mørk  
**Hitard Engineering Offices**, Novi Sad, Serbia / Architecture: Sonja Brstina / Photography: Igor Conić



High School Slovenj Gradec, Slovenj Gradec, Slovenia / Architecture: Plan B / Photography: Miran Kambič



**One Microsoft Place**, Dublin, Ireland / Architecture: Gensler, RKD Architecture / Photography: Gareth Gardner  
**BAS production**, Ljubljana, Slovenia / Architecture: P Plus arhitekti / Lighting design: Svetlarna / Photography: Janez Marolt



**Munch Museum library**, Oslo, Norway / A:  
 Estudio Herreros and LPO architects / ID:  
 Scenario / LD: Multiconsult



**Beo Shopping center**, Belgrade, Serbia / A: Chapman Taylor / ID: TT Design / LD: Carla Wilkins, Lichtvision / P: Miloš Martinović



**House M**, Slovenia / Architecture: SoNo Architects / Photography: Žiga Lovšin



**Sculptform**, Melbourne, Australia / Architecture: Woods Bagot / Photography: Peter Bennetts



**XLAB**, Ljubljana, Slovenia / Architecture: Kosi in partnerji / Lighting design: Svetlarna / Photography: Miran Kambič  
**Kindergarten Poljčane**, Poljčane, Slovenia / Architecture: MODULAR arhitekti / Photography: Miran Kambič



**Kindergarten Poljčane**, Poljčane, Slovenia  
 / Architecture: MODULAR arhitekti /  
 Photography: Miran Kambič

# Round will never go out of style

Lona is a simple product, yet it can shape originality by creative use in space. As it comes in different sizes and mounting possibilities, there are so many ways to combine different luminaires.

Its ability to blend in or stand out makes it easy to match any interior. Especially in unlimited spaces, Lona will add a focal point without losing the feeling of spaciousness.

## **DESIGN:**

Intra lighting



# Product range

---

## LUMINAIRE LUMINOUS FLUX:

1150 - 10300 lm

## LED COLOUR:


827, 830, 840, 930, 940, Tunable White

## DRIVER:

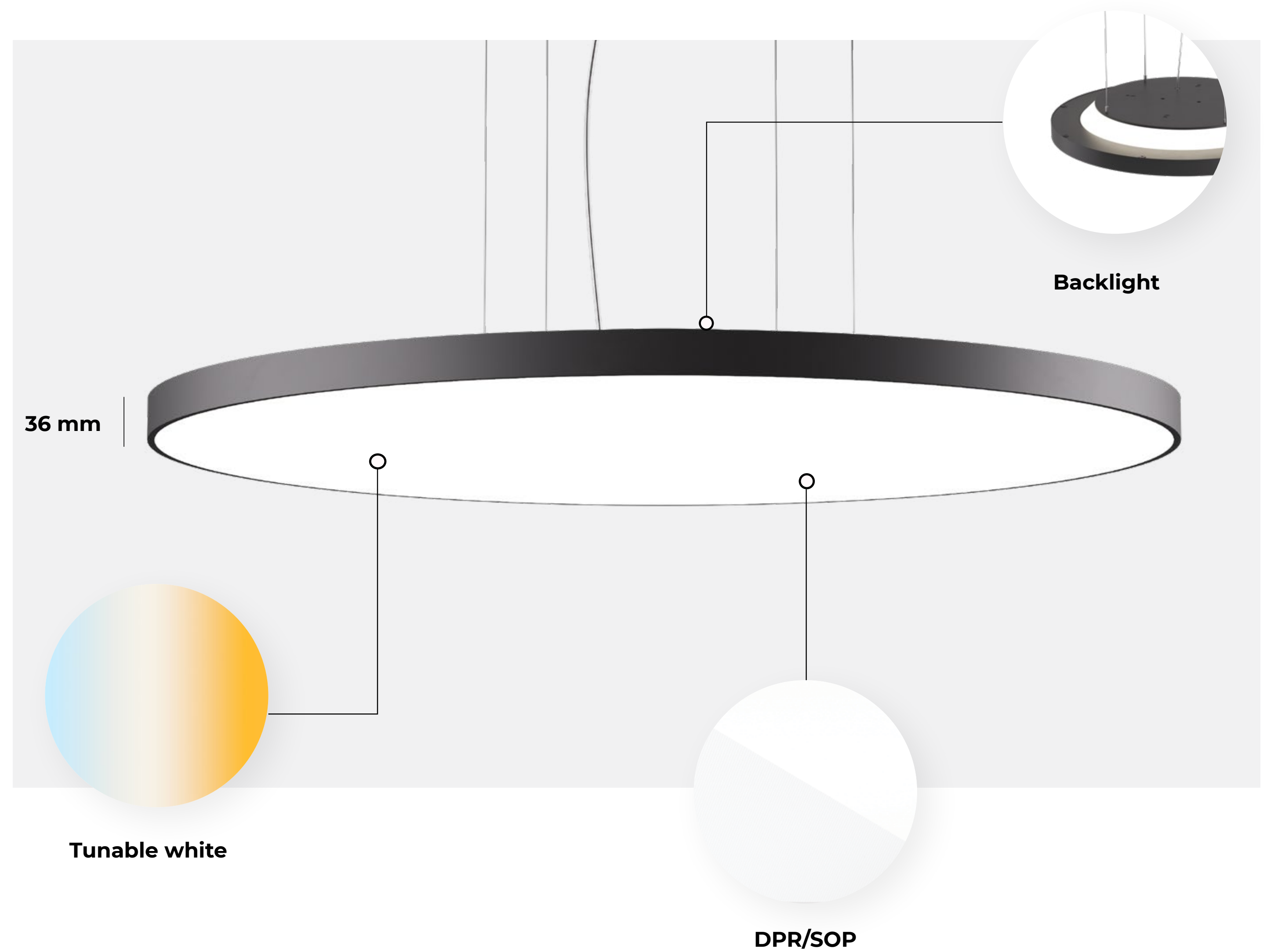
Casambi, DALI, FO

## DIAMETER:

310 - 950 mm




# Overview of features




# Soft diffused light

Soft homogeneous illumination with soft shadows enhances people's well-being and optically enlarges the space. The ceiling looks clean due to its discreet form.



# Different sizes, same height

It gets easy to mix and match Lona's together. With its timeless shape, the positioning in the room is entirely flexible. The new Lona is thinner and much more elegant.




# With or without backlight

The backlight gives an added value to a standard ceiling lamp. The illuminated ceiling brings a new dimension to the space and creates a pleasant feeling.





# Wide range of colours

Choose from wide selection of frame colours.  
Additional colours are available on request.



Special colours:



# Easy to install


With a locking mechanism, the installation of Lona is fast and straightforward. The electrical connection is possible without opening the luminaire. Wall (W) installation of ceiling versions 300, 400 is possible.



# Choose the right diffuser

Use satin opal polycarbonate diffuser (SOP) for general illumination or soft-light prismatic diffuser (DPR) for task illumination.





The same height  
for all sizes



Soft diffused  
light

LONA RV

Recessed visible trim



Ø 310 mm  
h 100 mm



Ø 408 mm  
h 100 mm



Ø 638 mm  
h 120 mm



Ø 950 mm  
h 120 mm

LONA C/S

Ceiling / Suspended



Ø 300mm



Ø 400 mm



Ø 600 mm



Ø 900 mm

LONA CDI

Ceiling Direct / Indirect



Ø 300mm



Ø 400 mm



Ø 600 mm



Ø 900 mm

LONA SDI

Suspended Direct / Indirect



Ø 300mm



Ø 400 mm




Ø 600 mm



Ø 900 mm

	300	400	600	900
Optics	SOP, DPR	SOP, DPR	SOP, DPR	SOP, DPR
Luminaire luminous flux (direct)	1150 -1800 lm	1750 - 2700 lm	2800 - 4400 lm	6400 - 10300 lm
Luminaire luminous flux (indirect)	790 lm	790 lm	1100 lm	1700 lm
Light distribution	Direct, Direct / Indirect	Direct, Direct / Indirect	Direct, Direct / Indirect	Direct, Direct / Indirect
Led colour	827, 830, 840, 930, 940	827, 830, 840, 930, 940	827, 830, 840, 930, 940	827, 830, 840, 930, 940
Dynamic colour	-	Tunable white 2700 - 6500K	Tunable white 2700 - 6500K	Tunable white 2700 - 6500K
Driver	Casambi, DALI, FO	Casambi, DALI, FO	Casambi, DALI, FO	Casambi, DALI, FO
Emergency kit	-	EM 1h, EM 3h	EM 1h, EM 3h	EM 1h, EM 3h
IP protection	IP43 / IP40 (S, SDI, W)	IP43 / IP40 (S, SDI, W)	IP43 / IP40 (S, SDI)	IP43 / IP40 (S, SDI)
Dimensions	36    75 300	36    75 400	36    75 600	36    75 900



**Vyko**

Ec(h)o friendly





Office / Visualisation: Studio Spacer



Office with Deco and LFO optic / Visualisation: DSE visualisation





Meeting room with Deco optic / Visualisation: Studio Spacer


# No noise. No glare. No pollution.

You can finally forget about those unaesthetic acoustic ceilings. Here is Vyko, an advanced all-in-one product, able to create various scenarios and personalized micro ambiances. Therefore, it is a perfect pick for offices and large open spaces.

3D ecofriendly acoustic panels are made from 100 % recyclable fibre, in order to guarantee an echo friendly acoustic performance. And above all things, it provides efficient homogeneous light distribution.

## DESIGN:

Serge & Robert Cornelissen




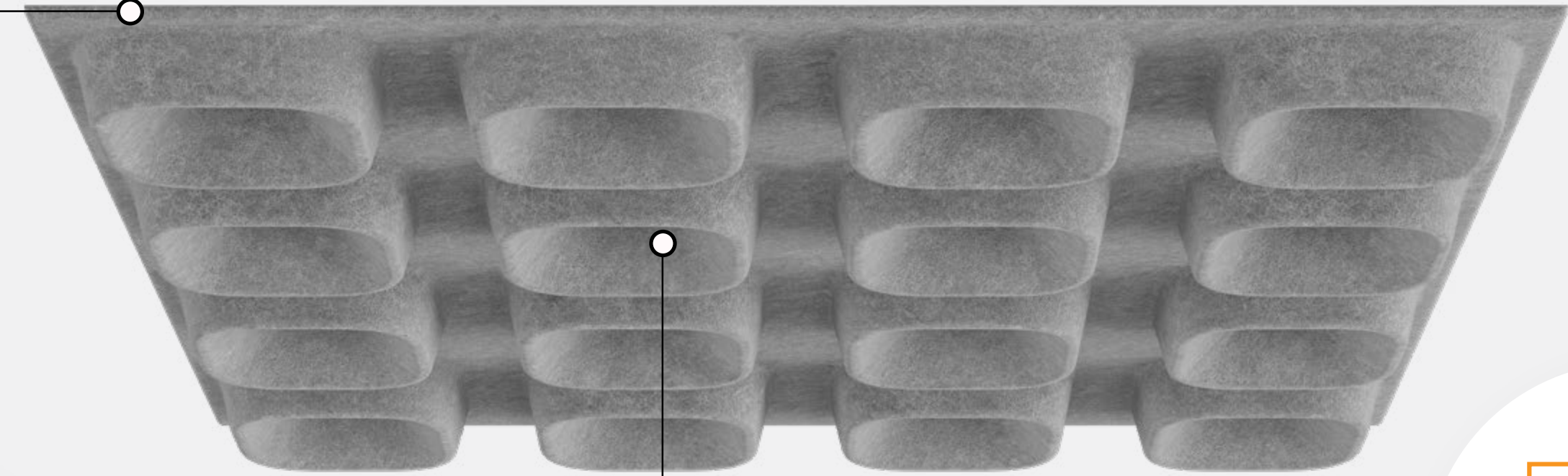
LFO VERSION

# It's luminaire. It's a ceiling.

Acoustic ceiling with light or vice-versa? No matter how you define it, it solves three problems at once: improves the acoustics, offers high quality illumination with absolutely no glare and replaces the ceiling.



100 % recyclable fibre



The 4 central modules  
are illuminated

UGR  
<19

Glare control, high efficiency  
and visual comfort

\* intra lighting

# Maximum acoustic comfort

Vyko enables effective soundproofing and sound absorbing in all areas with higher frequencies.



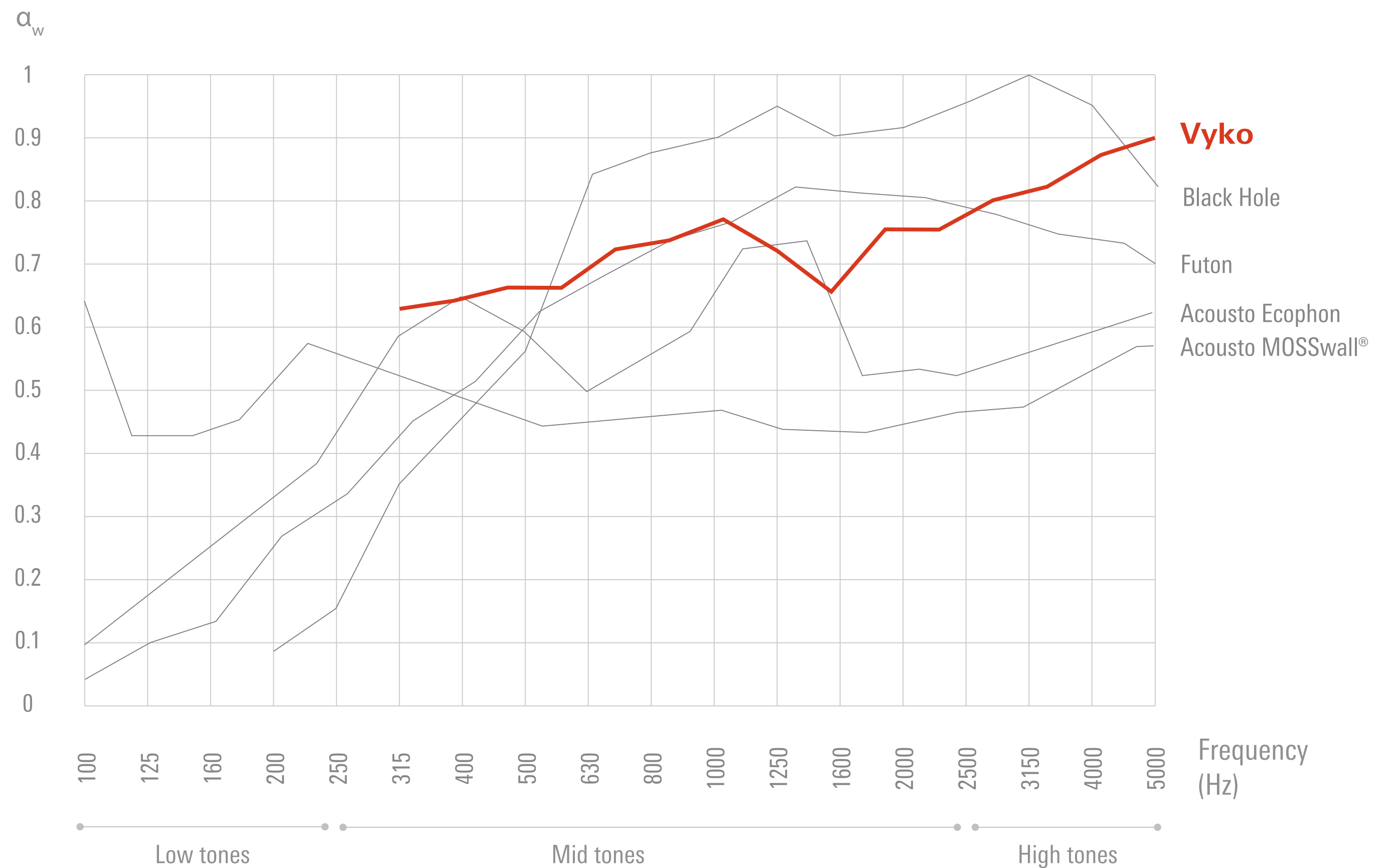
Low tones



Mid tones



High tones



# 3 family members

---

## LUMINAIRE LUMINOUS FLUX

600 - 1600 lm

## OPTICS


LFO 32°, Diffused

## LED COLOUR


927, 930, 935, 940

## DRIVER


Casambi, DALI, FO



**LFO**



**DECO**




**DARK**

# No, it's not off.

Are you wondering where the light comes from? With the Bartenbach LFO optic, Vyko illuminates the space pleasantly with low glare and without seeing the light source. It looks like it is off, but the light will be there.



**Bartenbach LFO optic**



## DECO VERSION

# Random patterns of light


No two layouts are the same, so each ceiling will be different, unique. Choose from different Deco versions or combine them with Vyko Dark.






Deco 6



Deco 7




Deco 14




# Three shades of grey

It's just a matter of taste and the feeling you want to create. Choose brighter tones for a more fresh, open appearance and optically higher ceilings.




# T bar lay in installation

Standard modular ceiling elements




# Click-in system installation


With minimal distance between the panels and  
the ceiling



# Suspended installation

With side profile






All-in one office  
solution



Great acoustic  
performance



	LFO	DECO	DARK
Glare control	UGR<19	UGR<19	-
Optics	LFO 32°	Diffused	-
Luminaire luminous flux	660 lm	600 / 700 / 1600 lm	-
N° of spots / panel	4	6, 7, 16	-
Led colour	927, 930, 935, 940	927, 930, 935, 940	-
Driver	Casambi, DALI, FO	Casambi, DALI, FO	-
Driver position	Remote	Remote	-
Material	Thermoformed acoustic felt	Thermoformed acoustic felt	Thermoformed acoustic felt
Sound absorbing surface	0,6 m²	0,6 m²	0,6 m²

Dimensions

